

Statistiques du trafic

Résultats du trafic global

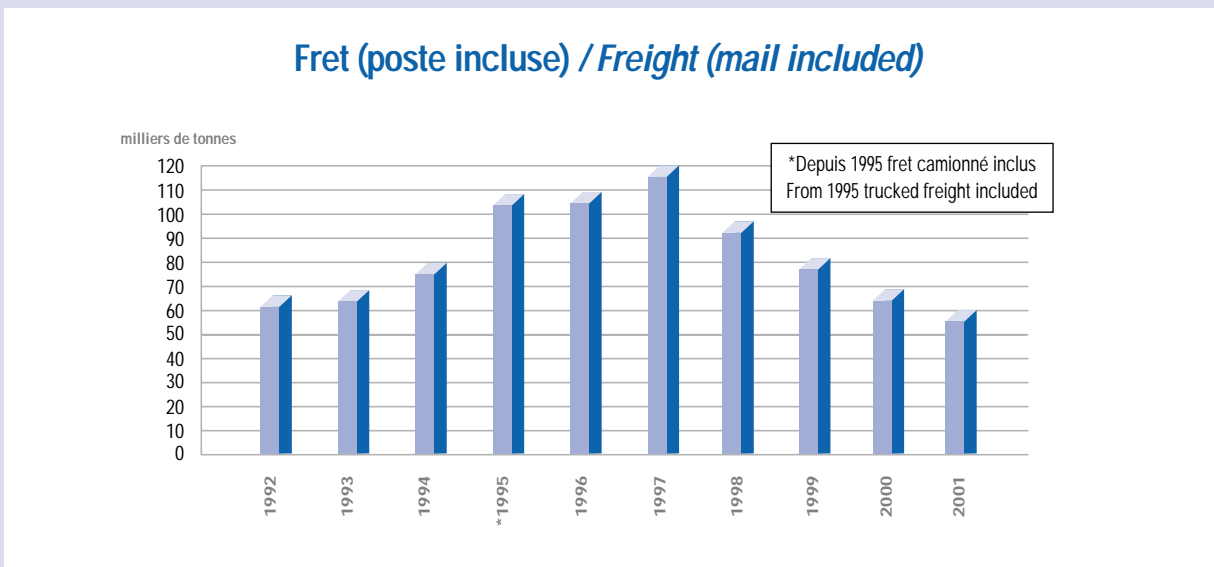
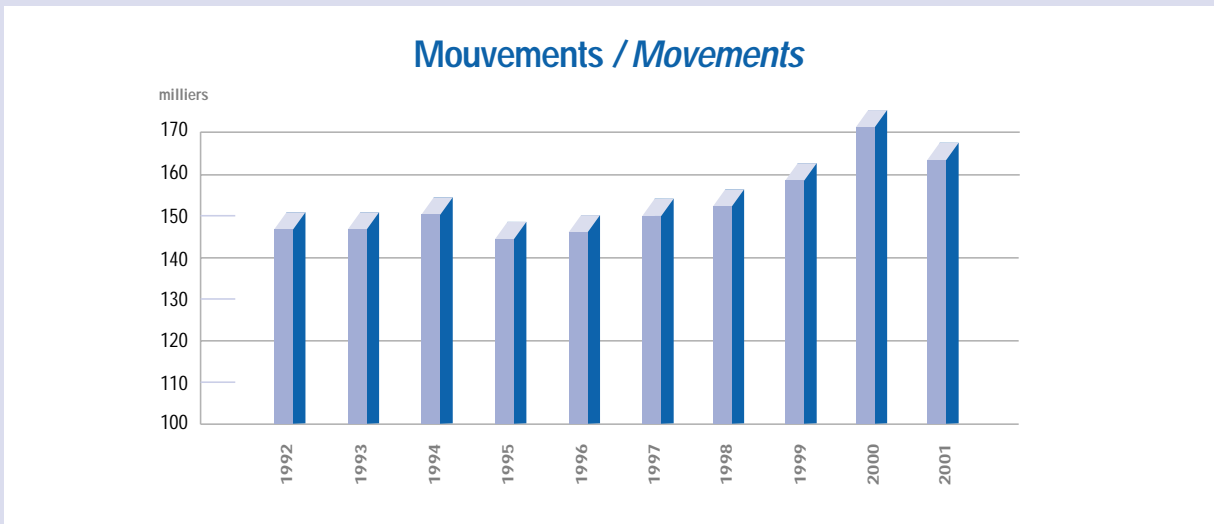
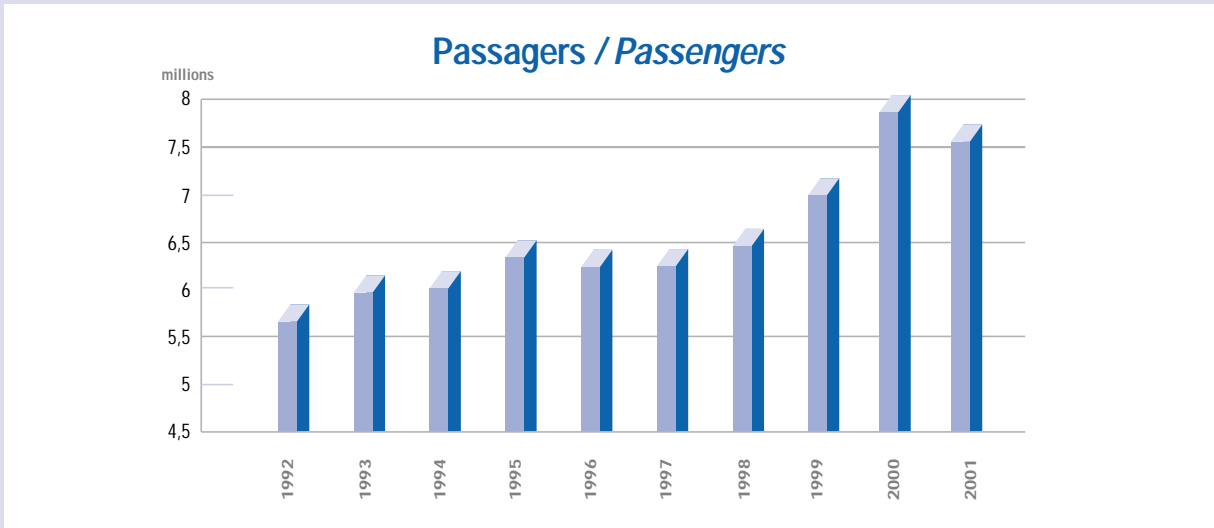
Global traffic

	2001 % p.r. au total	2001	2000	variation en% % change	
Passagers					Passengers
Trafic local:					Local traffic:
• Trafic de ligne	90.7	6'846'769	7'015'090	-2.4	• Scheduled traffic
• Trafic hors des lignes (charter)	7.7	584'548	662'077	-11.7	• Non scheduled traffic
Total trafic local	98.5	7'431'317	7'677'167	-3.2	Total local traffic
Trafic en transit direct	0.7	56'358	86'495	-34.8	Direct transfer traffic
Total trafic de ligne et charter	99.2	7'487'675	7'763'662	-3.6	Total scheduled and charter traffic
Vols taxi, vols de plaisance et autres	0.4	27'306	26'903	1.5	Taxi flights, leisure flights and other flights
Total trafic commercial	99.6	7'514'981	7'790'565	-3.5	Total commercial traffic
Trafic non commercial	0.4	31'243	35'738	-12.6	Non commercial traffic
Total trafic général	100.0	7'546'224	7'826'303	-3.6	Total general traffic
Mouvements					Movements
Trafic de ligne	65.3	106'559	110'824	-3.8	Scheduled traffic
Trafic hors des lignes (charter)	4.2	6'801	8'095	-16.0	Non scheduled traffic
Total trafic de ligne et charter	69.5	113'360	118'919	-4.7	Total scheduled and charter traffic
Vols taxi, vols de plaisance et autres	9.4	15'344	14'497	5.8	Taxi flights, leisure flights and other flights
Total trafic commercial	79	128'704	133'416	-3.5	Total commercial traffic
Trafic non commercial	21.0	34'485	37'335	-7.6	Non commercial traffic
Total trafic général	100.0	163'189	170'751	-4.4	Total general traffic
Marchandises (tonnes)					Goods (tons)
Trafic de ligne	39.9	22'730	29'295	-22.4	Scheduled traffic
Trafic hors des lignes (charter)	11.0	6'236	7'021	-11.2	Non scheduled traffic
Fret aérien avionné	50.9	28'966	36'316	-20.2	Crafted air freight
Fret aérien camionné	34.3	19'506	23'450	-16.8	Trucked air freight
Total fret aérien	85.1	48'472	59'766	-18.9	Total air freight
Poste locale	14.9	8'462	8'838	-4.3	Local mail
Total fret aérien et poste	100.0	56'934	68'604	-17.0	Total air freight and mail

Traffic statistics

Evolution du trafic (1992-2001)

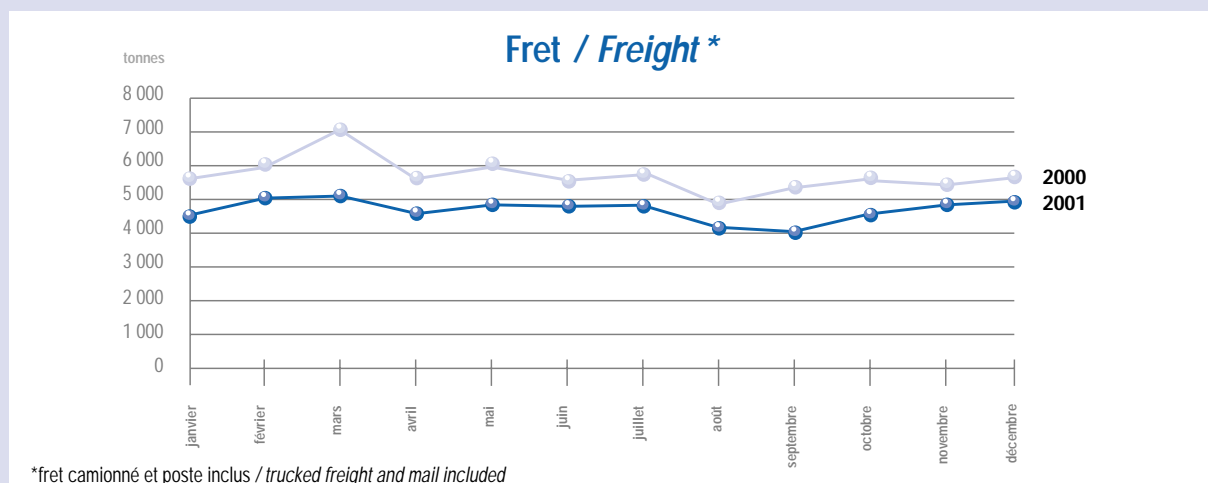
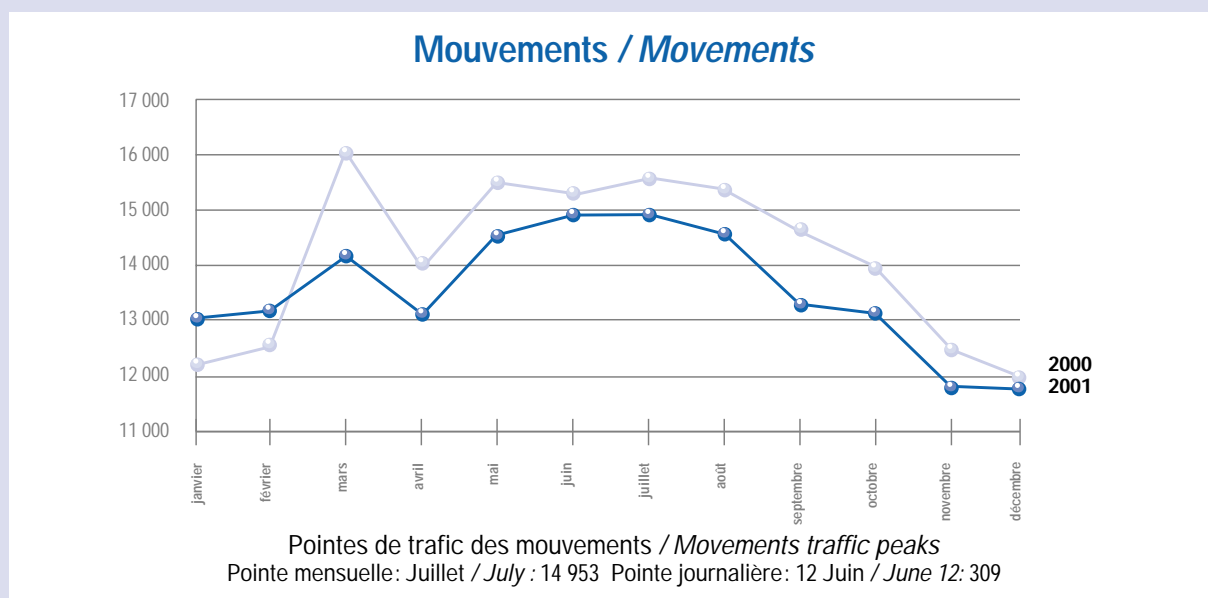
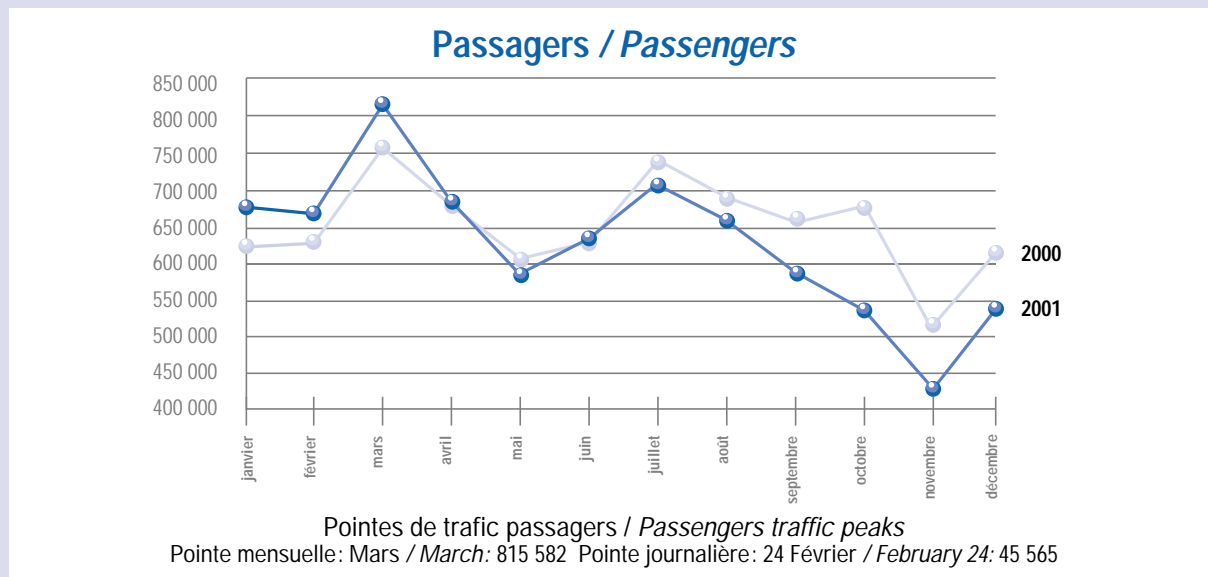
Traffic evolution (1992-2001)



Statistiques du trafic

Variation saisonnière du trafic

Seasonal traffic variation



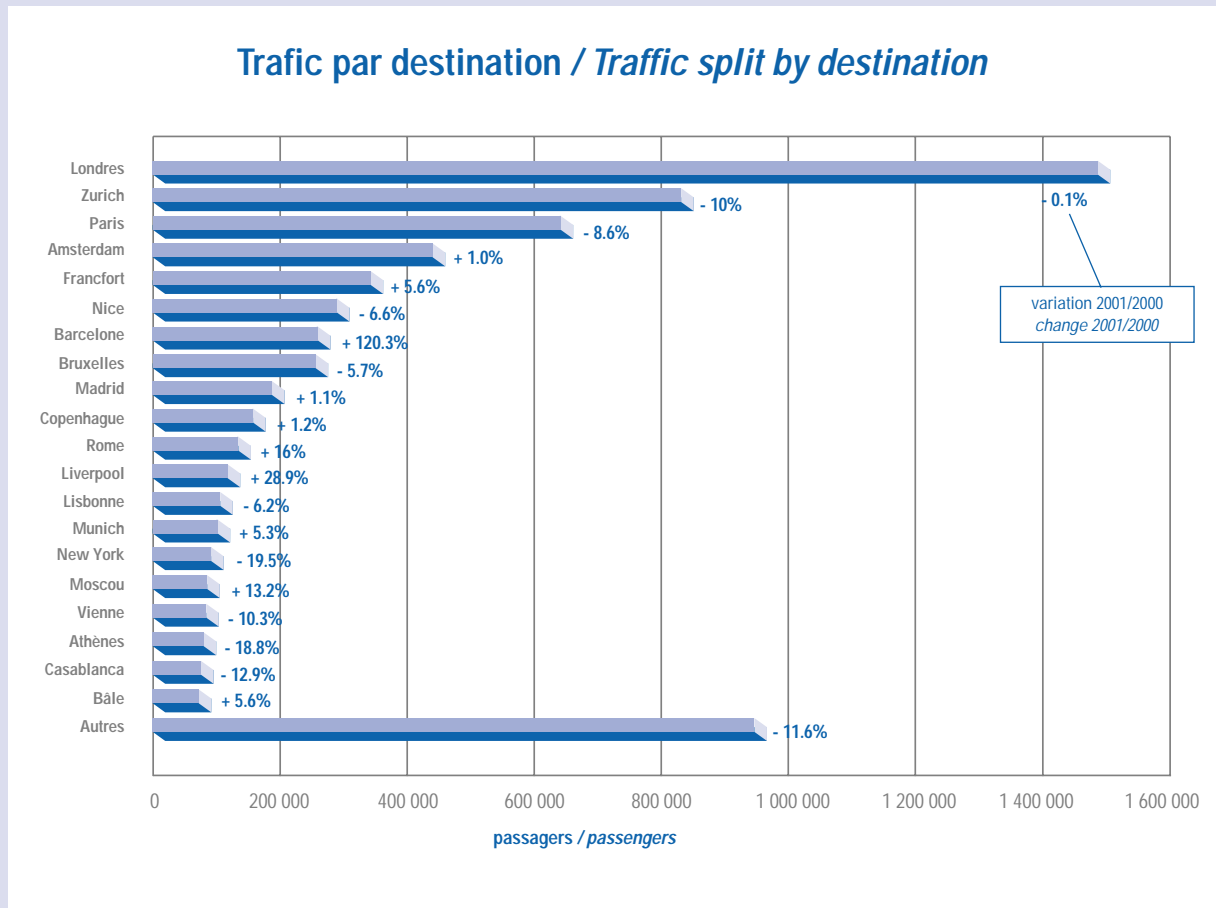
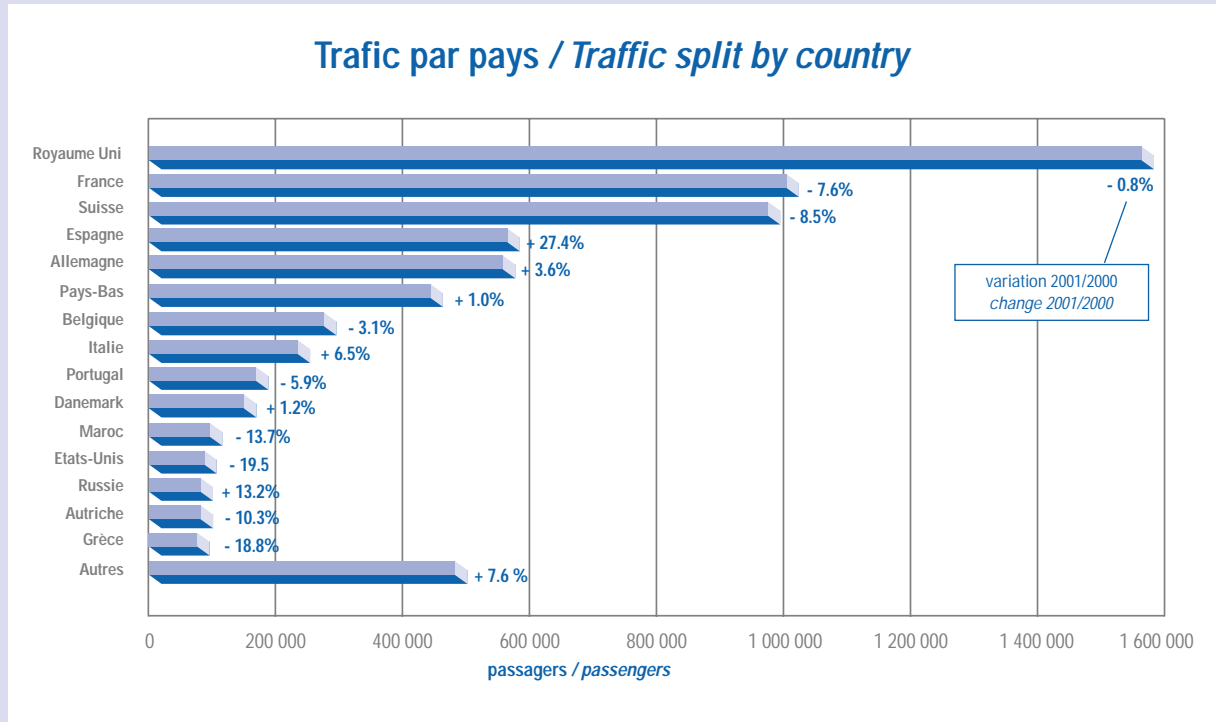
*Traffic statistics***Compagnies de ligne***Scheduled airlines*

Compagnie / Airline	Principaux avions utilisés / Main used aircrafts
Aeroflot	Airbus A310, Iliouchine 86/96, Boeing 734
Air Algérie	Boeing 727/732/738/767
Air Dolomiti	Canadair Regional Jet
Air France	Airbus A319/320/321, Boeing 733/735
Air Littoral	Canadair Regional Jet, Fokker 70/100
Air Malta	Boeing 733, Airbus A319/320
Air Mauritius	Airbus A340, Boeing 767
Air Nostrum	Canadair Regional Jet, Fokker 50, Dash 8
Alitalia	MD-82, ATR-42/72, Dornier 328, ERJ-145, Airbus A321, RJ70
AOM French Airlines	Fokker 100, MD-80
Austrian Airlines	Fokker 70, Airbus A321
British Airways	Airbus A319/320, Boeing 737/757/767/777, ERJ-145, Avro RJ100, Canadair Régional Jet
Crossair	SAAB SF-340/2000, Avro RJ-85/100, MD-83, ERJ-145
CSA Czech Airlines	ATR-42/72, Boeing 735
Cyprus Airways	Airbus A320
Delta Air Transport	Avro RJ85/100
Easyjet Switzerland	Boeing 733
Easyjet UK	Boeing 733
Egyptair	Airbus A300/320/321/340, Boeing 735
EL AL	Boeing 737/747/757/767
Iberia	Airbus A319/320/321, Boeing 757, MD-87/88
Iran Air	Airbus A300/310/340, Boeing 747/747SP
KLM Royal Dutch Airlines	Boeing 733/734/738, Fokker 50/70
Kuwait Airways	Airbus A300/A310/A340, Boeing 777
Lauda Air	Boeing 733/734/736, Canadair Regional Jet
Lufthansa	Airbus A300/319/320/321, Avro RJ-85, Boeing 733/735, Canadair Regional Jet, Fokker 50, Dash 8, ERJ-145
Luxair	ERJ-145, Fokker 50
Middle East Airlines	Airbus A320/321
Olympic Airways	Boeing 733/734
Regional Airlines	Saab 2000, EMB-120/135/145
Royal Air Maroc	Boeing 734/735/737/738/757
Royal Jordanian	Airbus A310/320
Sabena	Airbus A319/320/321, Avro RJ-85/100, Boeing 733/734/735, BAE146-200
SAS Scandinavian Airlines	MD-81/82/87/90, Boeing 736/738, ERJ-145, DC94
Saudi Arabian Airlines	Boeing 777
Swissair	Airbus A319/320/321/330, MD-11
Swisswings	Dornier 38
TAP Air Portugal	Airbus A310/319/320/321/340, L-1011
Tunis Air	Airbus A300/319/320, Boeing 735/736/738
Turkish Airlin	Airbus A310/, Boeing 734/735/738
Virgin Express	Boeing 733/734
VLM	Fokker 50

Statistiques du trafic

Répartition du trafic de ligne

Distribution of scheduled traffic



Traffic statistics

Non scheduled airlines

Compagnies hors des lignes

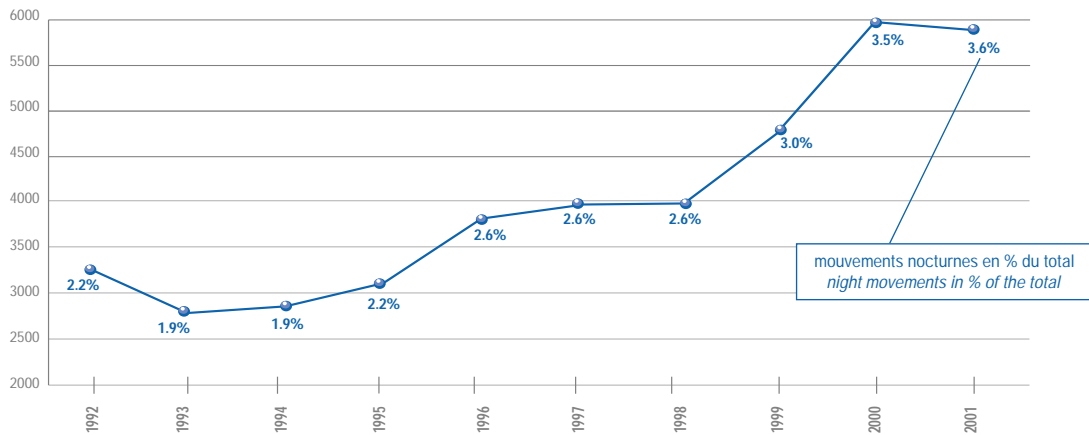
Compagnie / Airline	Pays / Country	Compagnie / Airline	Pays / Country	Compagnie / Airline	Pays / Country
Adria Airways	Slovénie	Eureca	Italie	Private Wings	Allemagne
Aer Lingus	Irlande	Euro Exec Express	Suède	Qatar Airways	Qatar
Aeris	France	Europe Air Charter	Luxembourg	Rheintalflug	Autriche
Aeroflot	Russie	European Air Charter	Royaume-Uni	Romavia	Roumanie
Aeroleasing	Suisse	European Air Transport	Belgique	Royal Air Maroc (Cargo)	Maroc
Aerolloyd	Allemagne	Eurowings	Allemagne	Rusair	Russie
Aero Service Executive	France	Excel Airways	Royaume-Uni	Russia State Transport Company	Russie
Air Berlin	Allemagne	Falconair	Suède	Ryanair	Irlande
Air Dolomiti	Italie	Farnair Europe	Suisse	SATA Azores International	Portugal
Air Europa	Espagne	Finnair	Finlande	Saudi Arabian Airlines	Arabie Saoudite
Air Europe	Italie	Fly FTI	Allemagne	Scandinavian Airlines System	Suède
Air Holland	Pays-Bas	Futura	Espagne	Servair	Suisse
Air Jet	France	Garuda Indonesian Airlines	Indonésie	Shans Air	Russie
Air Liberté	France	GATS	Emirats Arabes Unis	Sibir Airlines	Russie
Air Luxor	Portugal	Gazpromavia	Russie	Sirius Aero	Russie
Air Méditerranée	France	Go Fly	Royaume-Uni	Sobelair	Belgique
Air Moldova	Moldavie	Grossmann Air Services	Autriche	Spanair	Espagne
Air Sofia	Bulgarie	Hamburg International	Allemagne	Speedwings	Suisse
Airtours International	Royaume-Uni	Hapag-Lloyd	Allemagne	Sunair	Danemark
Air 2000	Royaume-Uni	Iberworld	Espagne	TNT	Royaume-Uni
Alp'Azur	France	Inter Trans Air	Bulgarie	Transaero Express	Russie
Alpi Eagles	Italie	Israir	Israël	Transavia Holland	Pays-Bas
Alsair	France	Jet Aviation Business Jet	Suisse	Trans Travel Airlines	Pays-Bas
Arkia	Israël	Jetcom	Suisse	Travel Services	Tchéquie
Atlant Soyouz	Russie	JMC Air	Royaume-Uni	Tulpar	Russie
Austrian Airlines	Autriche	KMV-Kavkaskie Mineralnye Vody	Russie	Tunis Air	Tunisie
Avanti Air	Allemagne	Kosmos Aviation Company	Russie	Tyrolean Airways	Autriche
Avioimpex	Macédoine	Kosovo	Kosovo	Tyrolean Jet Services	Autriche
Balair	Suisse	Kuwait Airways	Kuwait	UES Avia	Ukraine
Blue Panorama	Italie	Lauda Air	Autriche	Volare	Italie
Braathens	Norvège	Libyan Arab Airlines	Libye	Volga Dnepr	Russie
Britannia Airways	Royaume-Uni	LOT Polish Airlines	Pologne	WDL	Allemagne
British Airways	Royaume-Uni	Maersk Air	Danemark	Welcome Air	Autriche
British European	Royaume-Uni	MALEV	Hongrie	Yak Services	Russie
British Midland	Royaume-Uni	MCHS Rossii	Russie	Yamal Airlines	Russie
Brymon Airways	Royaume-Uni	Meridiana	Italie		
Classic Air	Suisse	Monarch Airlines	Royaume-Uni		
CityBird	Belgique	Newair	Danemark		
Condor Flugdienst	Allemagne	North American Airlines	Etats-Unis		
Condor Berlin	Allemagne	North Flying	Danemark		
Continental Airways	Russie	Nouvelair	Tunisie		
Corse Air International	France	Novair	Suède		
Croatia Airlines	Croatie	Occitania Jet Fleet	France		
Crossair	Suisse	OLT-Ostfriesische Lufttransport	Allemagne		
Danish Air Transport	Danemark	Onur Air	Turquie		
Donbass Eastern Ukrainian Airlines	Ukraine	Pan Européenne Air Services	France		
Eastern Airways	Royaume-Uni	Pegasus	Turquie		
Edelweiss	Suisse	Phoenix Airlines	Russie		
Egyptair	Egypte	Portugalia	Portugal		
EL AL	Israël	Premium Air Shuttle	Nigéria		
Estonian Air	Estonie	Privatair	Suisse		

Statistiques du trafic

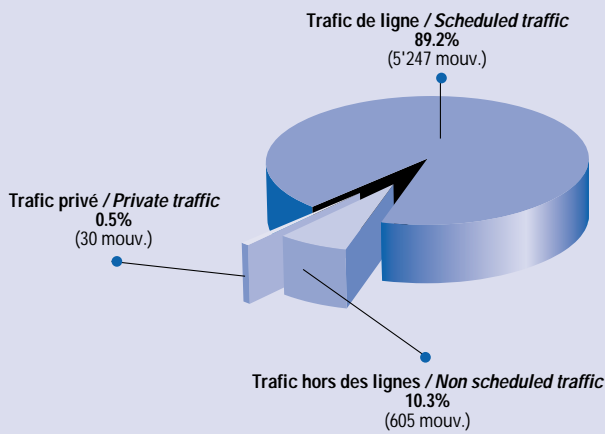
Trafic de nuit

Night traffic

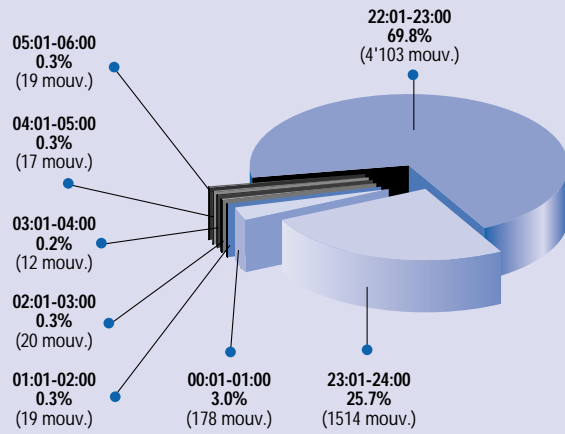
Evolution des mouvements nocturnes / Evolution of night movements
22h00-6h00



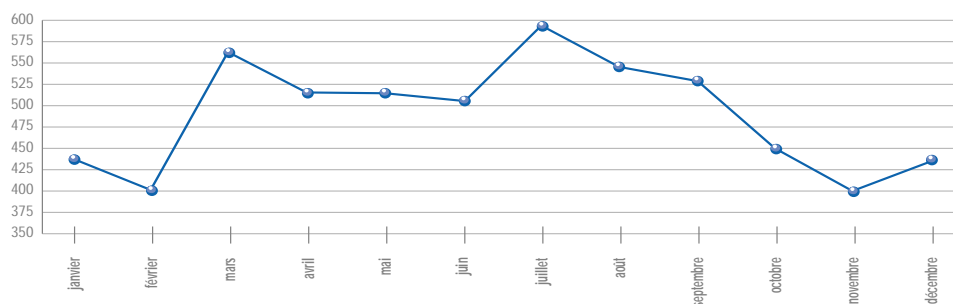
Mouvements de nuit selon le type de trafic
Night movements split by traffic type



Distribution horaire des mouvements nocturnes
Distribution of night movements split by hour



Variation saisonnière des mouvements nocturnes
Seasonal variation of night movements



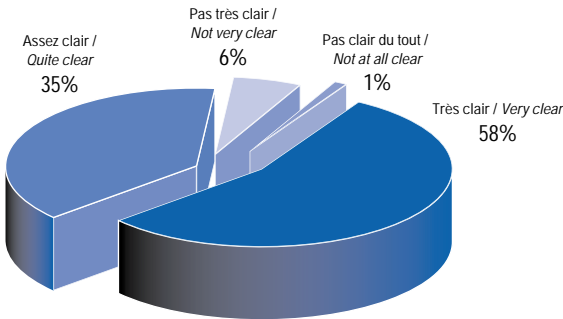
Traffic statistics

Enquête de satisfaction 2001

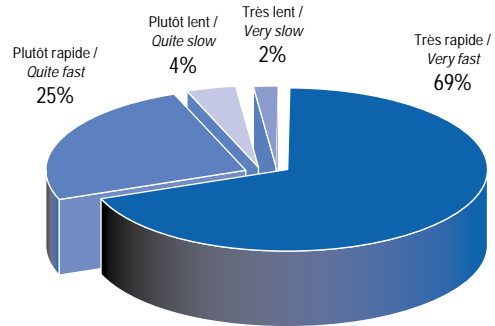
Satisfaction survey 2001

Partant de Genève / Departing from Geneva

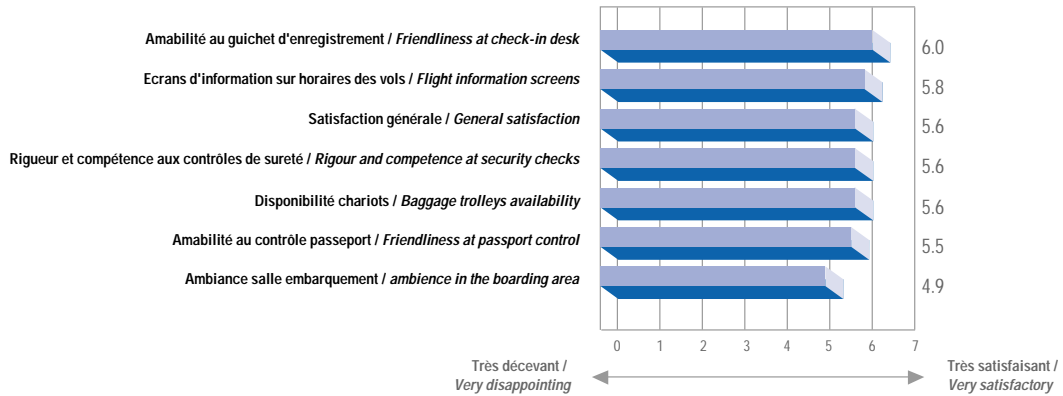
Signalisation / Finding one's way



Enregistrement des bagages / Baggage check-in procedures

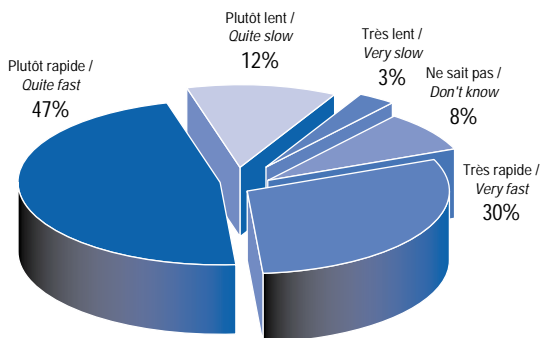


Evaluation de services et prestation / Impression of services and facilities

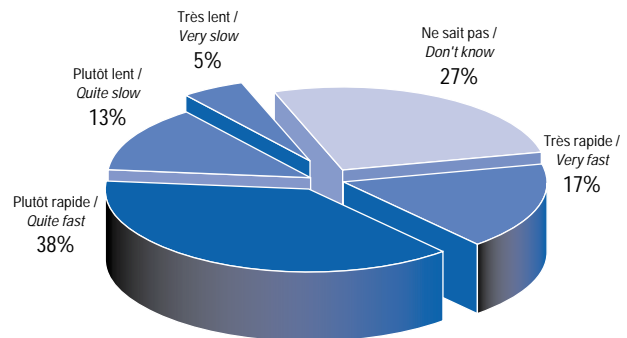


Arrivant à Genève / Arriving at Geneva

Contrôle passeports et douane / Passport and customs control



Récupération des bagages / Baggage reclaim



Echantillon: 500 passagers / Sample: 500 passengers